

**Annual Action Plan under National Food Security and Nutrition Mission (NFSNM) - Coarse Cereals (KY)
for the F.Y. 2025-26**

Rs. in Lakh


| SI No. | Interventions | Approved rate of assistance | Unit | East Singhbhum | | | | | |
|--------|--|--|-------|----------------|----------------|-------------|----------------|-----------|----------------|
| | | | | Target | | | | | |
| | | | | Central Share | | State Share | | Total | |
| | | | | Phy | Fin. | Phy. | Fin. | Phy. | Fin. |
| 1 | Demonstration on Improved package | | | | | | | | |
| (a) | Maize (hybrid) | Rs. 11500/- per ha | Ha. | 12 | 1.38000 | 8 | 0.92000 | 20 | 2.30000 |
| | Total for Demonstration 1 (a) | | | 12 | 1.38000 | 8 | 0.92000 | 20 | 2.30000 |
| 2 | Distribution of Certified Seeds: | | | | | | | | |
| (a) | HYVs seeds (less than 10 years of age) | | | | | | | | |
| (i) | Maize | Rs. 3000/- per qtl. | Qtls. | 12 | 0.36000 | 8 | 0.24000 | 20 | 0.60000 |
| | Sub Total 2 (a) | | | 12 | 0.36000 | 8 | 0.24000 | 20 | 0.60000 |
| (b) | HYVs (More than 10 years of age) | | | | | | | | |
| (i) | Maize | Rs. 1500/-per qtl. | Qtls. | 4 | 0.05400 | 2 | 0.03600 | 6 | 0.09000 |
| | Sub Total 2 (b) | | | 4 | 0.05400 | 2 | 0.03600 | 6 | 0.09000 |
| (c) | Hybrid Seeds of Maize | Rs. 10000/-per qtl | Qtls. | 2.4 | 0.24000 | 1.6 | 0.16000 | 4 | 0.40000 |
| | Sub Total 2 (c) | | | 2.4 | 0.24000 | 1.6 | 0.16000 | 4 | 0.40000 |
| | Total for seed 2 (a) to (c) | | | 18.0 | 0.65400 | 12.0 | 0.43600 | 30 | 1.09000 |
| 3 | Plant and Soil Protection Management | | | | | | | | |
| (a) | Nutrient Management/Soil Ameliorants | Rs. 2500/ha.or 50% of cost whichever is less | Ha. | 9 | 0.22500 | 6 | 0.15000 | 15 | 0.37500 |
| (b) | Plant Protection Measures | Rs. 2500/ha.or 50% of cost whichever is less | Ha. | 9 | 0.22500 | 6 | 0.15000 | 15 | 0.37500 |
| | Total 3 (a) & (b) | | | 18 | 0.45000 | 12 | 0.30000 | 30 | 0.75000 |
| 4 | Flexi Component | | Nos. | | | | | | |
| (a) | Farmers Training (2 days as per NMEO-OS guideline) | Rs. 30,000 per batch of 40 farmers | Nos. | 1 | 0.18000 | 0 | 0.12000 | 1 | 0.30000 |
| (b) | Low cost publication (as per ATMA guideline) | Rs. 120000/- | Nos. | 0 | 0.00000 | 0 | 0.00000 | 0 | 0.00000 |
| | Total 4 (a) & (b) | | | | 0.18000 | | 0.12000 | | 0.30000 |
| | Total NFSNM Coarse Cereals | | | | 2.66400 | | 1.77600 | | 4.44000 |


 State Mission Director
 NFSNM, Jharkhand
 21/5/24

**Annual Action Plan under National Food Security and Nutrition Mission (NFSNM) - Nutri Cereals (KY)
for the F.Y. 2025-26**

Rs. in Lakh

| Sl. No. | Interventions | Approved assistance rate | Unit | E. Singhbhum | | | | | |
|----------|--|--|-------|--------------|----------------|------------|----------------|-----------|----------------|
| | | | | Target | | | | | |
| | | | | Central | | State | | Total | |
| | | | | Phy. | Fin. | Phy. | Fin. | Phy. | Fin. |
| 1 | Cluster Demonstration | | | | | | | | |
| (a) | Ragi | Rs. 7500/ha | ha. | 12 | 0.90000 | 8 | 0.60000 | 20 | 1.50000 |
| | Sub Total Item 1 (a) | | | 12 | 0.90000 | 8 | 0.60000 | 20 | 1.50000 |
| 2 | Seed Distribution | | | | | | | | |
| (a) | HYVs seed | | | | | | | | |
| (i) | Ragi (for varieties < 10 years) | Rs. 3000/qtls | qtls. | 1.2 | 0.03600 | 0.8 | 0.02400 | 2 | 0.06000 |
| (ii) | Ragi (for varieties > 10 years) | Rs. 1500/qtls | qtls. | 0 | 0.00000 | 0 | 0.00000 | 0 | 0.00000 |
| | Sub Total Item 2 (a) | | | 1.2 | 0.03600 | 0.8 | 0.02400 | 2 | 0.06000 |
| 3 | Certified Seed Production of HYVs | | | | | | | | |
| (a) | Ragi | Rs. 3000/qtls | qtls. | 0 | 0.00000 | 0 | 0.00000 | 0 | 0.00000 |
| | Sub Total Item 3 (a) | | | 0 | 0.00000 | 0 | 0.00000 | 0 | 0.00000 |
| 4 | Plant and Soil Protection Management | | | | | | | | |
| (a) | Nutrient Management/Soil Ameliorants | Rs. 2500/ha.or 50% of cost whichever is less | Ha. | 0 | 0.00000 | 0.00 | 0.00000 | 0 | 0.00000 |
| (b) | Plant Protection Measures | Rs. 2500/ha.or 50% of cost whichever is less | Ha. | 1.2 | 0.03000 | 0.8 | 0.02000 | 2 | 0.05000 |
| | Total for INM & IPM Item 4 (a) & 4 (b) | | | 1.2 | 0.03000 | 0.8 | 0.02000 | 2 | 0.05000 |
| 5 | Flexi Component | | | | | | | | |
| (a) | Farmers Training (2 days as per NMEOS guideline) | Rs. 30,000 per batch of 40 farmers | Nos. | 1 | 0.18000 | 0 | 0.12000 | 1 | 0.30000 |
| (b) | Inter State Exposure visit of Farmers (7 days as per ATMA guideline) | Rs. 1500/per farmer per day | Nos. | 0 | 0.00000 | 0 | 0.00000 | 0 | 0.00000 |
| | Total Flexi Component 5 (a) & 5 (b) | | | | 0.18000 | | 0.12000 | | 0.30000 |
| | Total NFSNM Nutri Cereals | | | | 1.14600 | | 0.76400 | | 1.91000 |


 State Mission Director
 NFSNM, Jharkhand

**Annual Action Plan under National Food Security and Nutrition Mission (NFSNM) - Pulses (KY)
for the F.Y. 2025-26**

(Rs. in lakh)

| Sl No. | Interventions | Approved rate of assistance | Unit | East Singhbhum | | | | | |
|----------|--|---|-------|----------------|-----------------|-------------|----------------|------------|-----------------|
| | | | | Target | | | | | |
| | | | | Centre Share | | State Share | | Total | |
| | | | | Phy | Fin | Phy | Fin | Phy | Fin |
| 1 | Demonstration on Improved Technologies : | | | | | | | | |
| (a) | Cluster Demonstrations (of 100 ha each) | | | | | | | | |
| (i) | Arhar | Rs. 9000/- per ha | Ha. | 15 | 1.35000 | 10 | 0.90000 | 25 | 2.25000 |
| (ii) | Urad bean | Rs. 9000/- per ha | Ha. | 12 | 1.08000 | 8 | 0.72000 | 20 | 1.80000 |
| (iii) | Moong | Rs. 9000/- per ha | Ha. | 12 | 1.08000 | 8 | 0.72000 | 20 | 1.80000 |
| (iv) | Gram | Rs. 9000/- per ha | Ha. | 36 | 3.24000 | 24 | 2.16000 | 60 | 5.40000 |
| (v) | Lentil | Rs. 9000/- per ha | Ha. | 30 | 2.70000 | 20 | 1.80000 | 50 | 4.50000 |
| | Sub Total 1 (a) | | | 105 | 9.45000 | 70 | 6.30000 | 175 | 15.75000 |
| (b) | Cropping Sequence based demonstrations | | | | | | | | |
| (i) | Rice-Chickpea/ Summer Moong | Rs. 15000/- per ha | Ha. | 18 | 2.70000 | 12 | 1.80000 | 30 | 4.50000 |
| (ii) | Rice-lentil/ Summer Moong | Rs. 15000/- per ha | Ha. | 18 | 2.70000 | 12 | 1.80000 | 30 | 4.50000 |
| | Sub Total 1 (b) | | | 36 | 5.40000 | 24 | 3.60000 | 60 | 9.00000 |
| | Total 1 (a) & 1 (b) | | | 141 | 14.85000 | 94 | 9.90000 | 235 | 24.75000 |
| 2 | Assistance for Distribution & Production of Seeds | | | | | | | | |
| (a) | Distribution of Certified Seeds (for varieties less than 10 years of age) | | | | | | | | |
| (i) | Arhar | Rs 5000/-per Qtl or 50% of cost whichever is less | Qtls. | 6 | 0.30000 | 4 | 0.20000 | 10 | 0.50000 |
| (ii) | Moong | Rs 5000/-per Qtl or 50% of cost whichever is less | Qtls. | 9 | 0.45000 | 6 | 0.30000 | 15 | 0.75000 |
| (iii) | Urad bean | Rs 5000/-per Qtl or 50% of cost whichever is less | Qtls. | 6 | 0.30000 | 4 | 0.20000 | 10 | 0.50000 |
| (iv) | Gram | Rs 5000/-per Qtl or 50% of cost whichever is less | Qtls. | 24 | 1.20000 | 16 | 0.80000 | 40 | 2.00000 |
| (v) | Lentil | Rs 5000/-per Qtl or 50% of cost whichever is less | Qtls. | 18 | 0.90000 | 12 | 0.60000 | 30 | 1.50000 |
| | Sub Total 2 (a) | | | 63 | 3.15000 | 42 | 2.10000 | 105 | 5.25000 |
| (b) | Distribution of Seeds (for varieties more than 10 years of age) Limited to 20 percent of total seed distribution target | | | | | | | | |
| (i) | Arhar | Rs 2500/-per Qtl or 50% of cost whichever is less | Qtls. | 3 | 0.07500 | 2 | 0.05000 | 5 | 0.12500 |
| (ii) | Moong | Rs 2500/-per Qtl or 50% of cost whichever is less | Qtls. | 3 | 0.07500 | 2 | 0.05000 | 5 | 0.12500 |
| (iii) | Urad bean | Rs 2500/-per Qtl or 50% of cost whichever is less | Qtls. | 3 | 0.07500 | 2 | 0.05000 | 5 | 0.12500 |
| (iv) | Gram | Rs 2500/-per Qtl or 50% of cost whichever is less | Qtls. | 7 | 0.18000 | 5 | 0.12000 | 12 | 0.30000 |
| (v) | Lentil | Rs 2500/-per Qtl or 50% of cost whichever is less | Qtls. | 3 | 0.07500 | 2 | 0.05000 | 5 | 0.12500 |
| | Sub Total 2 (b) | | | 19 | 0.48000 | 13 | 0.32000 | 0 | 0.80000 |
| | Total for seed distribution 2(a) & 2(b) | | | 82 | 3.63000 | 55 | 2.42000 | 105 | 6.05000 |

Handwritten signatures and initials

**Annual Action Plan under National Food Security and Nutrition Mission (NFSNM) - Pulses (KY)
for the F.Y. 2025-26**

| Sl No. | Interventions | Approved rate of assistance | Unit | East Singhbhum | | | | | |
|----------|--|---|-------|----------------|-----------------|-------------|-----------------|------------|-----------------|
| | | | | Target | | | | | |
| | | | | Centre Share | | State Share | | Total | |
| | | | | Phy | Fin | Phy | Fin | Phy | Fin |
| 3 | Production of HYVs seeds (for varieties less than 10 years of age) | | | | | | | | |
| (a) | Arhar | Rs 5000/-per Qtl or 50% of cost whichever is less | Qtls. | 0 | 0.00000 | 0 | 0.00000 | 0 | 0.00000 |
| (b) | Moong | Rs 5000/-per Qtl or 50% of cost whichever is less | Qtls. | 0 | 0.00000 | 0 | 0.00000 | 0 | 0.00000 |
| (c) | Urad bean | Rs 5000/-per Qtl or 50% of cost whichever is less | Qtls. | 0 | 0.00000 | 0 | 0.00000 | 0 | 0.00000 |
| (d) | Gram | Rs 5000/-per Qtl or 50% of cost whichever is less | Qtls. | 60 | 3.00000 | 40 | 2.00000 | 100 | 5.00000 |
| (e) | Lentil | Rs 5000/-per Qtl or 50% of cost whichever is less | Qtls. | 0 | 0.00000 | 0 | 0.00000 | 0 | 0.00000 |
| | Total 3 (a) to 3 e | | | 60 | 3.00000 | 40 | 2.00000 | 100 | 5.00000 |
| 4 | Soil & Plant Protection Management | | | | | | | | |
| (a) | Nutrient Management/Soil Ameliorants | Rs. 2500/ha.or 50% of cost whichever is less | Ha. | 42 | 1.05000 | 28 | 0.70000 | 70 | 1.75000 |
| (b) | Plant Protection Measures | Rs. 2500/ha.or 50% of cost whichever is less | Ha. | 12 | 0.30000 | 8 | 0.20000 | 20 | 0.50000 |
| | Total Soil & Plant Protection Management 4 (a) & 4 (b) | | | 54 | 1.35000 | 36 | 0.90000 | 90 | 2.25000 |
| 5 | Flexi Component | | | | | | | | |
| (a) | Cropping System based trainings (Four sessions i.e. one before kharif , One each during kharif and rabi crops and one after rabi harvest) | Rs. 30,000 per four-session training, in alignment with ATMA cost norms of Rs. 250 per farmer per day | Nos. | 2 | 0.72000 | 2 | 0.48000 | 4 | 1.20000 |
| (b) | Farmers Training (2 days as per NMEO-OS guideline) | Rs. 30,000 per batch of 40 farmers | Nos. | 6 | 1.80000 | 4 | 1.20000 | 10 | 3.00000 |
| (c) | Low cost publication (as per ATMA guideline) | Rs. 120000/- | Nos. | 2 | 2.16000 | 1 | 1.44000 | 3 | 3.60000 |
| (d) | Development of technology package in digital form to be shared through IT network (Video Film /Success Story Sole Crop wise each) | Rs. 50000/- | Nos. | 1 | 0.60000 | 1 | 0.40000 | 2 | 1.00000 |
| (e) | Officers Training (2 days as per NMEO-OS guideline) | Rs. 36000/- | Nos. | 1 | 0.43200 | 1 | 0.28800 | 2 | 0.72000 |
| (f) | Inter State Exposure visit of Farmers (7 days as per ATMA guideline) | Rs. 1500/per farmer per day | Nos. | 2 | 4.72500 | 1 | 3.15000 | 3 | 7.87500 |
| | Total 5 (a) to 5 (f) | | | | 10.43700 | | 6.95800 | | 17.39500 |
| 6 | Project Management team & other Misc. Expenses at District Level.) | | Nos. | | 1.74000 | | 1.16000 | | 2.90000 |
| | Project Management team & other Misc. Expenses at State level) | | | | | | | | |
| | Total NFSNM-Pulses with out PMT | | | | 33.26700 | | 22.17800 | | 55.44500 |
| | Total NFSNM-Pulses with PMT | | | | 35.00700 | | 23.33800 | | 58.34500 |


 State Mission Director
 NFSNM, Jharkhand

**Annual Action Plan under National Food Security and Nutrition Mission (NFSNM) - Rice (KY)
for the F.Y. 2025-26**

(Rs. In Lakh)

| S.N. | Intervention | Assistances | Unit | East singhbhum | | | | | |
|-------------|---|---|------------|----------------|-----------------|-------------|----------------|------------|-----------------|
| | | | | Target | | | | | |
| | | | | Central Share | | State Share | | Total | |
| | | | | Phy. | Fin. | Phy. | Fin. | Phy. | Fin. |
| 1 | Cluster Demonstration by State Department of Agriculture with the technical backstopping of ICAR/ SAUs/ IRRI (One Cluster of 100 ha.) | | | | | | | | |
| a | Cluster demonstration on SRI | Rs. 9000/- per ha | Ha. | 12 | 1.08000 | 8 | 0.72000 | 20 | 1.80000 |
| b | Cluster Demonstration on Hybrid Rice (One cluster of 100 ha) | Rs. 9000/- per ha | Ha. | 15 | 1.35000 | 10.0 | 0.90000 | 25 | 2.25000 |
| c | Demonstration on Stress tolerant varieties of 100 ha each (30% of the total financial allocation of demonstration) | Rs. 9000/- per ha | Ha. | 18 | 1.62000 | 12 | 1.08000 | 30 | 2.70000 |
| d | Cropping Sequence based demonstration (30% of the total financial allocation of demonstration) | | | | | | | | |
| (i) | Rice - Chickpea/Summer Moong | Rs. 15000/- per ha | ha | 6 | 0.90000 | 4 | 0.60000 | 10 | 1.50000 |
| (ii) | Rice - Lentil/Summer Moong | Rs. 15000/- per ha | ha | 3 | 0.45000 | 2 | 0.30000 | 5 | 0.75000 |
| | Sub Total (d) Cropping System Based Demonstrations | | | 9 | 1.35000 | 6 | 0.90000 | 15 | 2.25000 |
| | Total Demonstration 1 (a) to 1 (d) | | | 54 | 5.40000 | 36 | 3.60000 | 90 | 9.00000 |
| 2 | Seed Distribution : | | | | | | | | |
| a | Hybrid Rice seed | Rs. 10000/ q or 50% of cost whichever is less | Qtls. | 21 | 2.10000 | 14.0 | 1.40000 | 35 | 3.50000 |
| b | HYVs Seeds of Rice (for varieties older than 10 years)-Limited to 20 percent of total seed distribution target of HYVs | Rs. 1000/q or 50% of cost whichever is less | Qtls. | 15 | 0.15000 | 10 | 0.10000 | 25 | 0.25000 |
| c | HYVs Seeds of Rice (for varieties less than 10 years) | Rs. 2000/q or 50% of cost whichever is less | Qtls. | 36 | 0.72000 | 24 | 0.48000 | 60 | 1.20000 |
| | Total Seed 2 (a) to 2 (c) | | | 72.0 | 2.97000 | 48.0 | 1.98000 | 120 | 4.95000 |
| 3 | Plant and Soil Protection Management | | | | | | | | |
| (a) | Nutrient Management/Soil Ameliorants | Rs. 2500/ha.or 50% of cost whichever is less | Ha. | 39.00 | 0.97500 | 26.00 | 0.65000 | 65 | 1.62500 |
| (b) | Plant Protection Measures | Rs. 2500/ha.or 50% of cost whichever is less | Ha. | 12.00 | 0.30000 | 8.00 | 0.20000 | 20 | 0.50000 |
| | Total Soil & Plant Protection Management 3 (a & b) | | ha. | 51.0 | 1.27500 | 34.0 | 0.85000 | 85 | 2.12500 |
| 4 | Flexi Component | | | | | | | | |
| a | Cropping System based trainings (Four sessions i.e. one before kharif , One each during kharif and rabi crops and one after rabi harvest) | Rs. 30,000 per four-session training, in alignment with ATMA cost norms of Rs. 250 per farmer per day | Nos. | 1 | 0.18000 | 0 | 0.12000 | 1 | 0.30000 |
| b | Farmers Training (2 days as per NMEO-OS guideline) | Rs. 30,000 per batch of 40 farmers | Nos. | 1 | 0.36000 | 1 | 0.24000 | 2 | 0.60000 |
| c | Low cost publication (as per ATMA guideline) | Rs. 120000/- | Nos. | 1 | 0.72000 | 0 | 0.48000 | 1 | 1.20000 |
| d | Inter State Exposure visit of Farmers (7 days as per ATMA guideline) | Rs. 1500/per farmer per day | | 1 | 1.57500 | 0 | 1.05000 | 1 | 2.62500 |
| | Total 4 (a to d) | | | | 2.83500 | | 1.89000 | | 4.72500 |
| | Total NFSNM- Rice | | | | 12.48000 | | 8.32000 | | 20.80000 |


 State Mission Director
 NFSNM, Jharkhand

**Annual Action Plan under National Mission on Edible Oil - Oilseeds (NMEO-OS) (KY)
for the F.Y. 2025-26**

Rs. in Lakh


| Sl. No. | Intervention | Unit | Sharing pattern (GoI;State/UTs) | Rate of Assistance | E. Singhbhum | | | |
|--|--|------|---------------------------------|--|--------------|-------------------------|-----------------|-----------------|
| | | | | | Physical | Target | | |
| | | | | | | Financial (Rs. in lakh) | | |
| | | | | | GOI Share | State Share | Total | |
| 1 | Purchase of Breeder Seeds | Qtls | 100 | 100% support @ rate fixed by Gol | | | | |
| i | Groundnut | | | 17000 | 0 | 0.00000 | 0.00000 | 0.00000 |
| ii | Sesame (Gingelly) | | | 25500 | 0 | 0.00000 | 0.00000 | 0.00000 |
| iii | Niger | | | 14500 | 0 | 0.00000 | 0.00000 | 0.00000 |
| iv | Linseed | | | 8300 | 0 | 0.00000 | 0.00000 | 0.00000 |
| v | Mustard | | | 13550 | 0 | 0.00000 | 0.00000 | 0.00000 |
| vi | Soyabean | | | 12800 | 0 | 0.00000 | 0.00000 | 0.00000 |
| | A:Sub Total | | | | 0 | 0.00000 | 0.00000 | 0.00000 |
| Support for Value Chain Cluster | | | | | | | | |
| 2 | Distribution of Certified Seeds | Qtls | | 100% support @ rate fixed by Gol | | | | |
| i | Groundnut | | | 11400 | 0 | 0.00000 | 0.00000 | 0.00000 |
| ii | Linseed | | | 11000 | 0 | 0.00000 | 0.00000 | 0.00000 |
| iii | Niger | | | 6900 | 0 | 0.00000 | 0.00000 | 0.00000 |
| iv | Mustard | | | 9500 | 50 | 2.85000 | 1.90000 | 4.75000 |
| v | Seasame | | | 12000 | 0 | 0.00000 | 0.00000 | 0.00000 |
| | Total | | | | 50 | 2.85000 | 1.90000 | 4.75000 |
| 3 | Farmers Training | Nos. | 60:40/ 90:10/ 100:00 | Rs. 30,000 per batch of 40 farmers | 1 | 0.18000 | 0.12000 | 0.30000 |
| 4 | Farmers Field School | Nos. | | 1 FFS per 1000 ha @ Rs. 35,000 per Farmer Field | 1 | 0.21000 | 0.14000 | 0.35000 |
| 5 | Management and Outreach Assistance | | | @ 1.5% of training and seed | | 0.03000 | 0.02000 | 0.05000 |
| 6 | Soil Testing Support | Nos. | | Rs. 110 per Soil Health Card | 1000 | 0.66000 | 0.44000 | 1.10000 |
| 7 | Krishi Mapper Support | Nos. | | Rs. 30 per farm per season | 1000 | 0.18000 | 0.12000 | 0.30000 |
| | B:Sub Total | | | | | 4.11000 | 2.74000 | 6.85000 |
| 8 | Block Demonstration | | | | | | | |
| i. | Groundnut | Ha. | | Rs.14000/ha | 20 | 1.68000 | 1.12000 | 2.80000 |
| ii. | Soyabean | Ha. | | Rs.10000/ha | 0 | 0.00000 | 0.00000 | 0.00000 |
| iii. | Sesame | Ha. | | Rs.8000/ha | 20 | 0.96000 | 0.64000 | 1.60000 |
| iv. | Niger | Ha. | | Rs.8000/ha | 0 | 0.00000 | 0.00000 | 0.00000 |
| v. | Rapeseed & Mustard | Ha. | 60:40/ 90:10/ 100:00 | Rs.9000/ha | 430 | 23.22000 | 15.48000 | 38.70000 |
| vi. | Linseed | Ha. | | Rs.8000/ha | 0 | 0.00000 | 0.00000 | 0.00000 |
| | Sub total | | | | 470 | 25.86000 | 17.24000 | 43.10000 |
| vii. | Soil Testing Support | Nos. | | Rs. 110 per Soil Health Card | 473 | 0.31200 | 0.20800 | 0.52000 |
| viii. | Krishi Mapper Support | Nos. | | Rs. 30 per farm per season | 467 | 0.08400 | 0.05600 | 0.14000 |
| | C:Sub Total | | | | | 26.25600 | 17.50400 | 43.76000 |
| 9 | Post- Harvest Infrastructure Support for primary Sources as well as Secondary Sources Machinery & Equipment for Oil extraction unit (10 tonne capacity) and processing of Oilseeds | Nos. | 60:40/ 90:10/ 100:00 | 33% of the project cost upto a maximum of Rs. 9,90,000 | 0 | 0.00000 | 0.00000 | 0.00000 |
| | D: Sub Total | | | | | 0.00000 | 0.00000 | 0.00000 |

m

Red

**Annual Action Plan under National Mission on Edible Oil - Oilseeds (NMEO-OS) (KY)
for the F.Y. 2025-26**


| Sl. No. | Intervention | Unit | Sharing pattern (GoI;State/UTs) | Rate of Assistance | E. Singhbhum | | | |
|-----------|--|------|---------------------------------|--|--------------|-------------------------|-----------------|-----------------|
| | | | | | Physical | Target | | |
| | | | | | | Financial (Rs. in lakh) | | |
| | | | | | | GOI Share | State Share | Total |
| 10 | Flexi Fund | Nos. | | | | | | |
| a | Officers Training | Nos. | 60:40/ 90:10/ 100:00 | Rs.36000 per Training (per Training 20 | 1 | 0.21600 | 0.14400 | 0.36000 |
| b | Inter State Exposure visit of Farmers 8 days as per ATMA guideline | Nos. | | Rs. 1500/per farmer per day | 0 | 0.00000 | 0.00000 | 0.00000 |
| c | Low cost publication | Nos. | | Rs. 120000/- | | 0.00000 | 0.00000 | 0.00000 |
| d | Development of technology package in digital form to be shared through IT network (Video Film) | Nos. | | Rs. 50000/- | 1 | 0.30000 | 0.20000 | 0.50000 |
| e | Incentive for Cultivation of Honey bee for farmers FPO/FPC/ SHG (20 Honey bee Colony , 20 hives, Equipment including Honey extractor (4 frame) food grade container (30kg) net etc. | Nos. | | Unit cost Rs. 1.0 lakh (subsidy - Rs. 80000) | 2 | 0.96000 | 0.64000 | 1.60000 |
| | E: Sub Total | | | | | 1.47600 | 0.98400 | 2.46000 |
| | Grand Total (A+B+C+D+E) | | | | | 31.84200 | 21.22800 | 53.07000 |


 State Mission Director
 NFSNM, Jharkhand

**Annual Action Plan under Targeting Rice Fallow Area (TRFA) - Pulses (KY)
for the F.Y. 2025-26**

Rs. in Lakh

| S.No. | Intervention | Approved rate of assistance | Unit | East Singhbhum | | | |
|----------|--|--|-------|-------------------------------|-----------------|-----------------|-----------------|
| | | | | Target | | | |
| | | | | Physical (Central + State) | Financial | | |
| | | | | | Central | State | Total |
| 1 | CLUSTER DEMONSTRATION @ Rs. 2.50 lakh /Village- maximum limit | | | | | | |
| (a) | Chickpea | Rs. 9000/ha | ha. | 120 | 6.48000 | 4.32000 | 10.80000 |
| (b) | Lentil | Rs. 9000/ha | ha. | 60 | 3.24000 | 2.16000 | 5.40000 |
| (c) | Green gram | Rs. 9000/ha | ha. | 15 | 0.81000 | 0.54000 | 1.35000 |
| | Sub Total 1 (a) to 1 (c) | | | 195 | 10.53000 | 7.02000 | 17.55000 |
| 2 | Assistance for Distribution of Seeds | | | | | | |
| (a) | Distribution of Certified seeds (for varieties less than 10 years of age) | | | | | | |
| (i) | Chick pea | Rs. 5000/-per qtl | qtls. | 30 | 0.90000 | 0.60000 | 1.50000 |
| (ii) | Lentil | Rs. 5000/-per qtl | qtls. | 30 | 0.90000 | 0.60000 | 1.50000 |
| | Sub Total 2 (a) | | | 60 | 1.80000 | 1.20000 | 3.00000 |
| 3 | Plant & Soil Protection Management | | | | | | |
| (a) | Nutrient Management/Soil Ameliorants | Rs. 2500/ha.or 50% of cost whichever is less | Ha. | 45 | 0.67500 | 0.45000 | 1.12500 |
| (b) | Plant Protection Measures | Rs. 2500/ha.or 50% of cost whichever is less | Ha. | 10 | 0.15000 | 0.10000 | 0.25000 |
| | Total Soil & Plant Protection Management Total 3 (a) to 3 (e) | | ha | 55 | 0.82500 | 0.55000 | 1.37500 |
| 4 | Flexi Component | | | | | | |
| (a) | Farmers Training (2 days as per NMEO-OS guideline) | Rs. 30,000 per batch of 40 farmers | Nos. | 10 | 1.80000 | 1.20000 | 3.00000 |
| (b) | Development of technology package in digital form to be shared through IT network (Video Film) | Rs. 50000/- | Nos. | 2 | 0.60000 | 0.40000 | 1.00000 |
| (c) | Low cost publication (as per ATMA guideline) | Rs. 120000/- | Nos. | 3 | 2.16000 | 1.44000 | 3.60000 |
| | Total 4 (a) to 4 (c) | | | | 4.56000 | 3.04000 | 7.60000 |
| | Total (1 to 4) | | | | 17.71500 | 11.81000 | 29.52500 |
| 5 | Pending liability | | | | | | |
| (a) | Pending liability of F.Y. 2021-22 | | | | 0.00000 | 0.00000 | 0.00000 |
| (b) | Pending liability of F.Y. 2023-24 | | | | 0.00000 | 0.00000 | 0.00000 |
| | Total Liability of previous year (2021-22 & 2023-24) | | | | 0.00000 | 0.00000 | 0.00000 |
| | Total TRFA- Pulses including pending liabilities | | | | 17.71500 | 11.81000 | 29.52500 |


 State Mission Director
 NFSNM, Jharkhand